








Previsione a breve termine

Medie di stazione

	 °C	 %	 hPa	 km/h	 mm/h	 °C
19 Giu	32.7 / 21.3	43.7	1018.6	3.5	0.1	32.8 / 21.7
20 Giu	32.3 / 21.5	43.1	1018.1	3.5	0.0	32.2 / 21.9
21 Giu	32.2 / 21.8	44.8	1017.6	4.2	0.6	32.4 / 22.5
22 Giu	31.0 / 21.0	50.2	1017.6	3.6	1.3	31.4 / 21.6
23 Giu	31.1 / 20.4	52.7	1017.6	3.4	1.6	31.8 / 21.5
24 Giu	30.7 / 20.8	52.1	1018.5	3.9	1.1	30.7 / 22.0
25 Giu	30.6 / 20.6	53.1	1018.9	3.8	3.7	31.3 / 21.6
26 Giu	32.6 / 21.7	48.2	1018.8	2.5	0.0	33.4 / 22.9
27 Giu	34.4 / 22.2	46.1	1018.1	3.3	0.0	35.0 / 23.4

Informazioni sulla stazione

	 °C	 %	 hPa	 km/h	 km/h	 mm/h	 °C
19 Giu	35.0 2019	71.0 2024	1023.0 2025	11.6 2019	19.1 2020	1.0 2020	36.7 2024
	17.1 2020	26.4 2025	1013.7 2019	-	-	-	16.6 2020
20 Giu	36.1 2022	81.0 2020	1024.1 2024	18.4 2024	28.8 2024	0.0 > 3 casi	36.3 2025
	14.6 2020	21.0 2019	1011.7 2021	-	-	-	14.6 2020
21 Giu	35.5 2022	85.8 2025	1025.5 2025	20.1 2025	41.8 2025	4.0 2025	35.6 2022
	18.3 2020	20.0 2020	1010.3 2021	-	-	-	17.7 2020
22 Giu	34.8 2020	84.6 2025	1025.7 2025	13.7 2024	27.0 2024	9.0 2019	35.4 2025
	18.5 2024	17.0 2020	1010.4 2024	-	-	-	18.1 2020
23 Giu	36.8 2023	90.0 2024	1022.4 2020	13.0 2025	27.7 2025	10.0 2024	38.0 2025
	16.1 2024	18.4 2023	1011.3 2024	-	-	-	16.1 2024
24 Giu	35.7 2025	91.0 2024	1023.5 2019	17.8 2022	35.3 2022	6.0 2024	38.1 2025
	17.2 2024	21.0 2021, 2023	1010.8 2022	-	-	-	17.1 2024
25 Giu	37.5 2025	96.0 2024	1026.0 2019	12.7 2023	24.5 2023	26.0 2024	40.7 2025
	17.1 2024	28.0 2023	1014.5 2022	-	-	-	18.2 2024
26 Giu	36.4 2019	91.0 2024	1026.7 2019	9.1 2019	17.6 2023	0.0 > 3 casi	39.0 2019
	18.5 2024	26.0 2023	1013.5 2024	-	-	-	19.6 2021
27 Giu	39.9 2019	82.0 2024	1025.1 2019	11.8 2022	21.6 2023	0.0 > 3 casi	42.0 2019
	18.9 2024	26.2 2025	1011.9 2023	-	-	-	20.4 2024

Almanacco

